




Product Catalog

by Weber Manufacturing LLC



*Tree Cutting Equipment
Since 2002*

treeshear.com

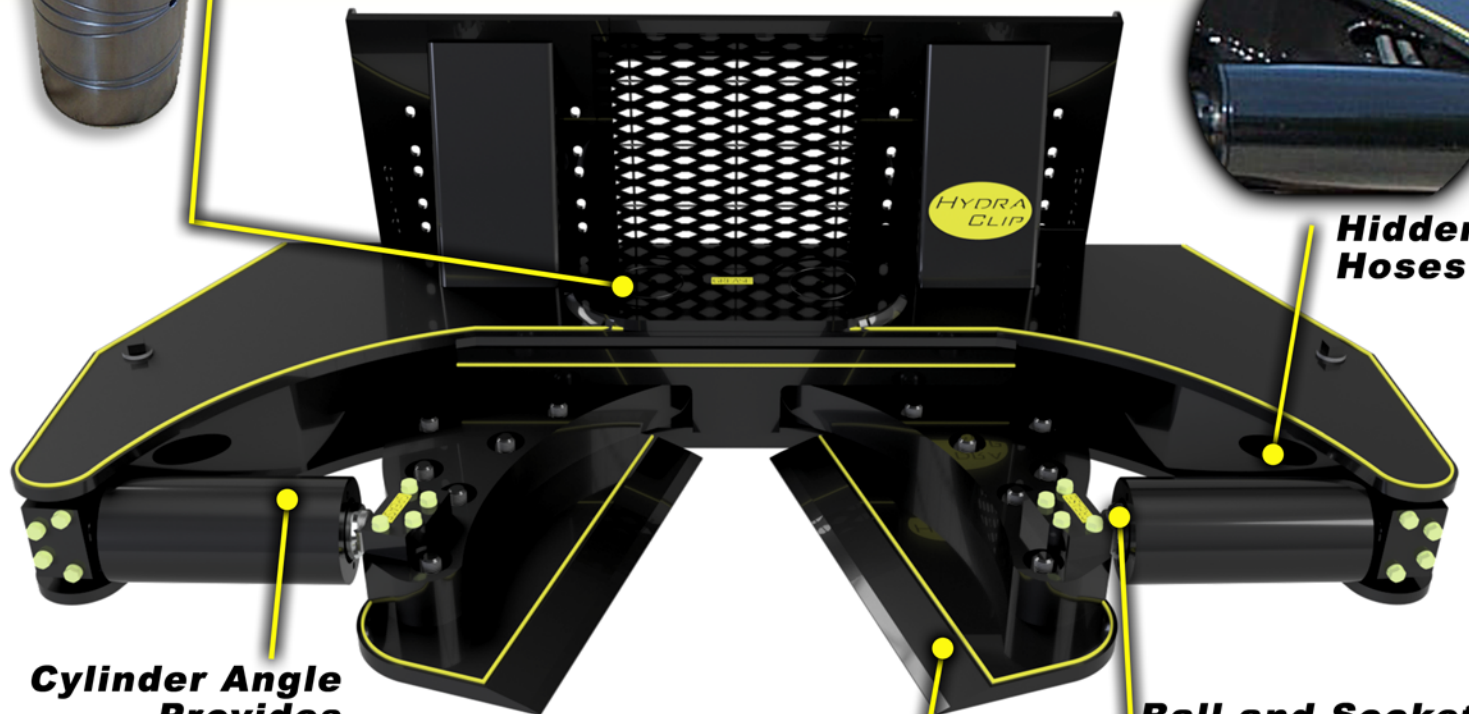
Hydra Clip 16" Tree Shear



Massive 4" Chrome Main Hinge Pins with Grease Groove Technology Provides Longer Life



Hidden Hoses



Cylinder Angle Provides Maximum Cutting Power

Flush Cutting Blades with Extended Tips

Ball and Socket Design




Specifications and Options

Model	Description	Dimensions	Weight	Bore/Shaft/Stroke
HC16	Hydra Clip	43"x 76"x 25"	1800lbs	5" x 3" x 7.25"
HCSS	Spray System	N/A	15lbs	N/A
TG16	Tree Grapple	24" x 36" x 48"	450lbs	N/A
36/48GWM	36" or 48" Guard	45.5"x 3"x 36/48"	150lbs	N/A

www.treeshear.com

620-251-8500


Hydra Snip 12" Tree Shear



Massive 3" Chrome Main Hinge Pins with Grease Groove Technology for Longer Life



Hidden Hoses



Cylinder Angle Provides Maximum Cutting Power

Flush Cutting Blades with Extended Tips

Ball and Socket Design



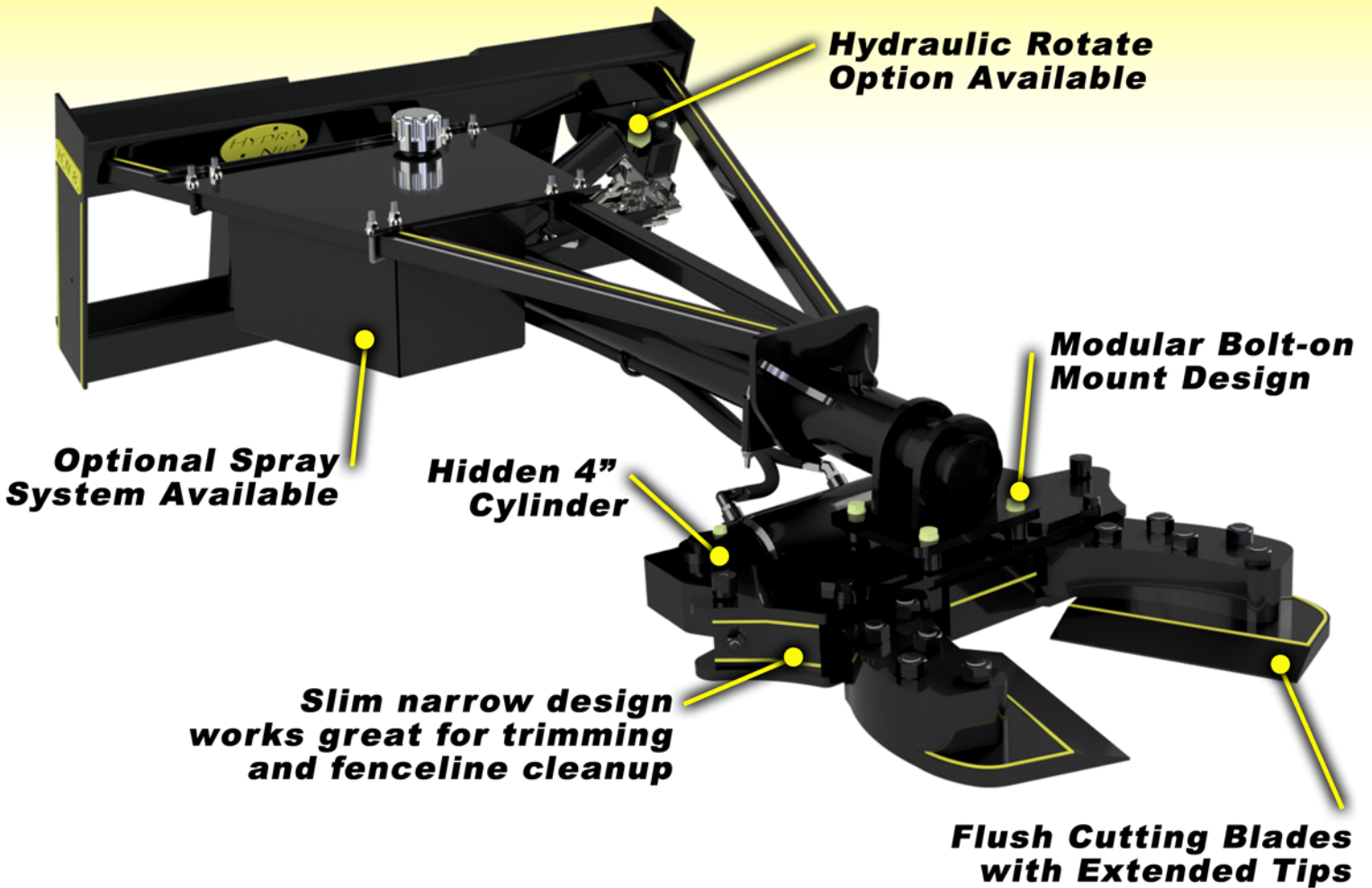
Specifications and Options

Model	Description	Dimensions	Weight	Bore/Shaft/Stroke
HS12	Hydra Snip	36"x 60"x 22"	900lbs	5" x 3" x 7.25"
HSSS	Spray System	5"x 45.5"x 48"	250lbs	N/A
36/48GWM	36" or 48" Guard	3"x 45.5"x 36/48"	150lbs	N/A

www.treeshear.com

620-251-8500

Hydra Nip 8" Tree Shear



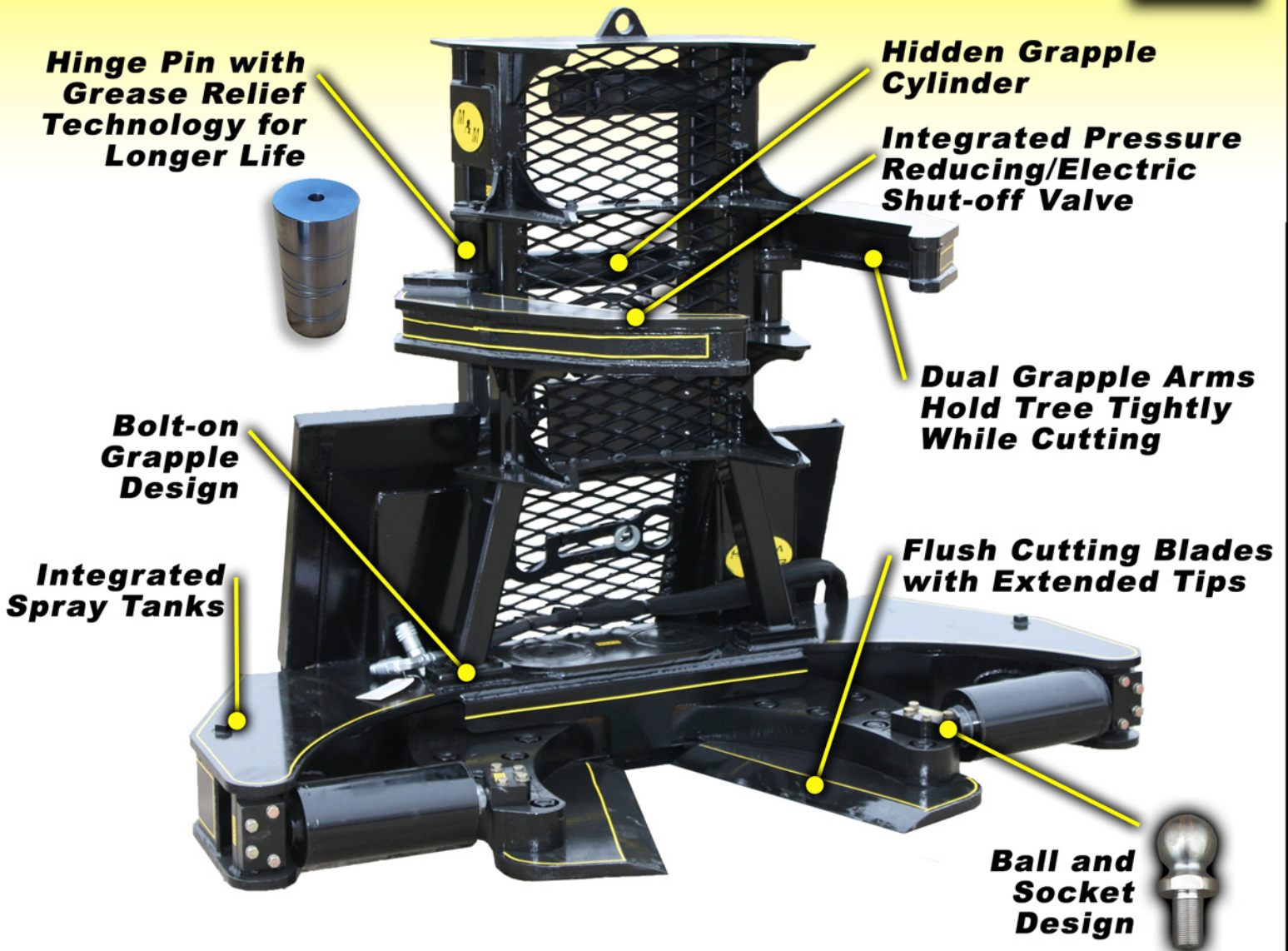
Specifications and Options

Model	Description	Dimensions	Weight	Bore/Shaft/Stroke
HN8	Hydra Nip	24"x 24"x 6"	275lbs	4" x 2" x 5.5"
HN8RTY	Standard Rotary	84"	300lbs	N/A
HN8HYD	Hydraulic Option	84"	35lbs	2.5"x 1.5"x 6"
HNSS	Spray System	19"x 24"x 14"	45lbs	N/A

www.treeshear.com

620-251-8500

Hydra Clip 16" Shear with Tree Grapple



Specifications and Options

Model	Description	Dimensions	Weight	Bore/Shaft/Stroke
HC16	Hydra Clip	43" x 76" x 25"	1800lbs	5" x 3" x 7.25"
TG16	Tree Grapple	24" x 34" x 48"	450lbs	2.5" x 1.5" x 10"
HCSS	Spray System	N/A	15lbs	N/A

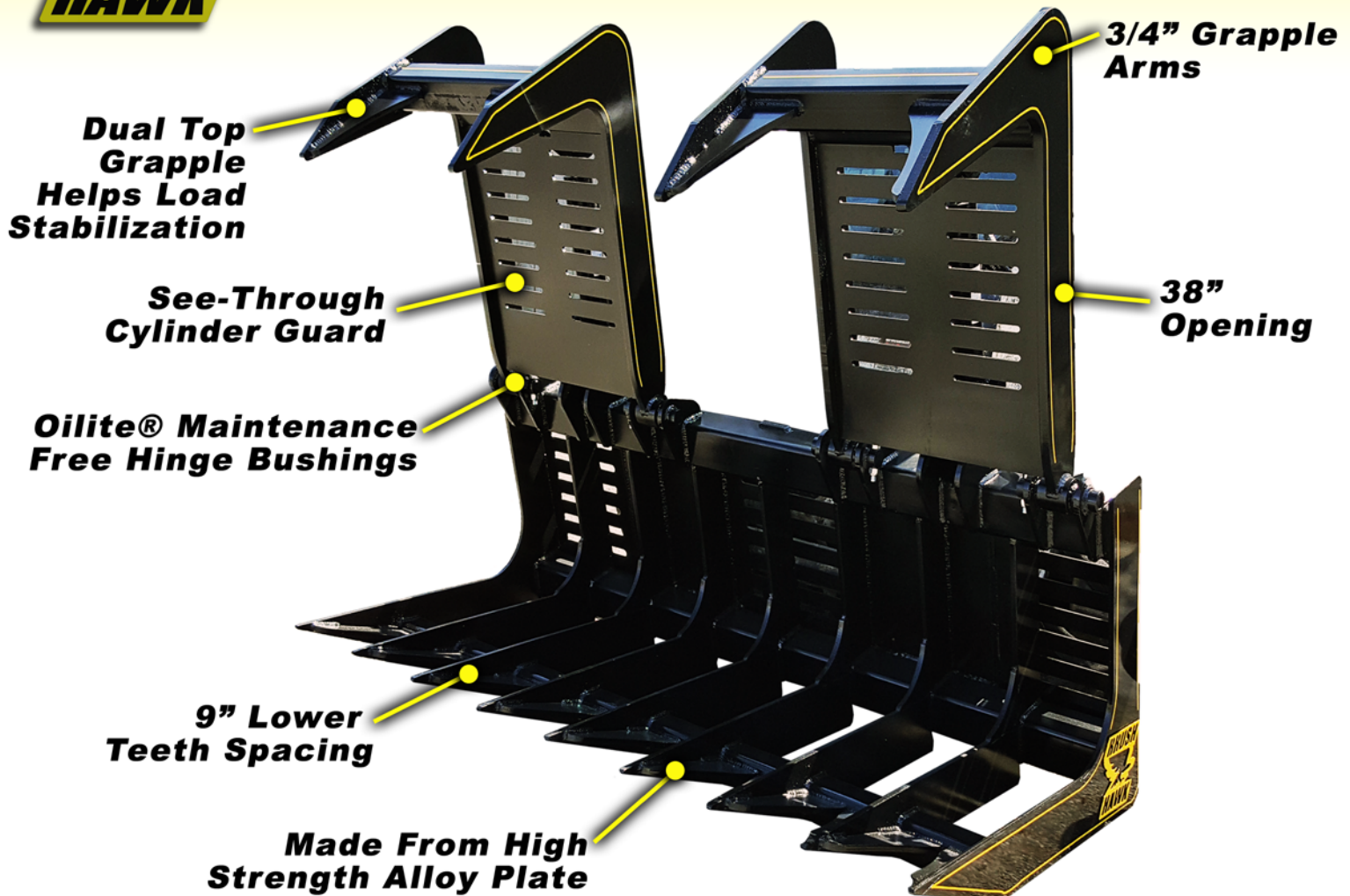
www.treeshear.com

620-251-8500

Brush Hawk

Extreme Duty Root Grapple

72" and 81" Widths Available



Specifications and Options

Model	Description	Dimensions	Weight	Bore/Shaft/Stroke
BH72	Brush Hawk 72"	45"x 72"x 33"	1000lbs	2.5"x 1.5"x 8"
BH81	Brush Hawk 81"	45"x 81"x 33"	1150lbs	2.5"x 1.5"x 8"

www.treeshear.com

620-251-8500

Hydra Rake

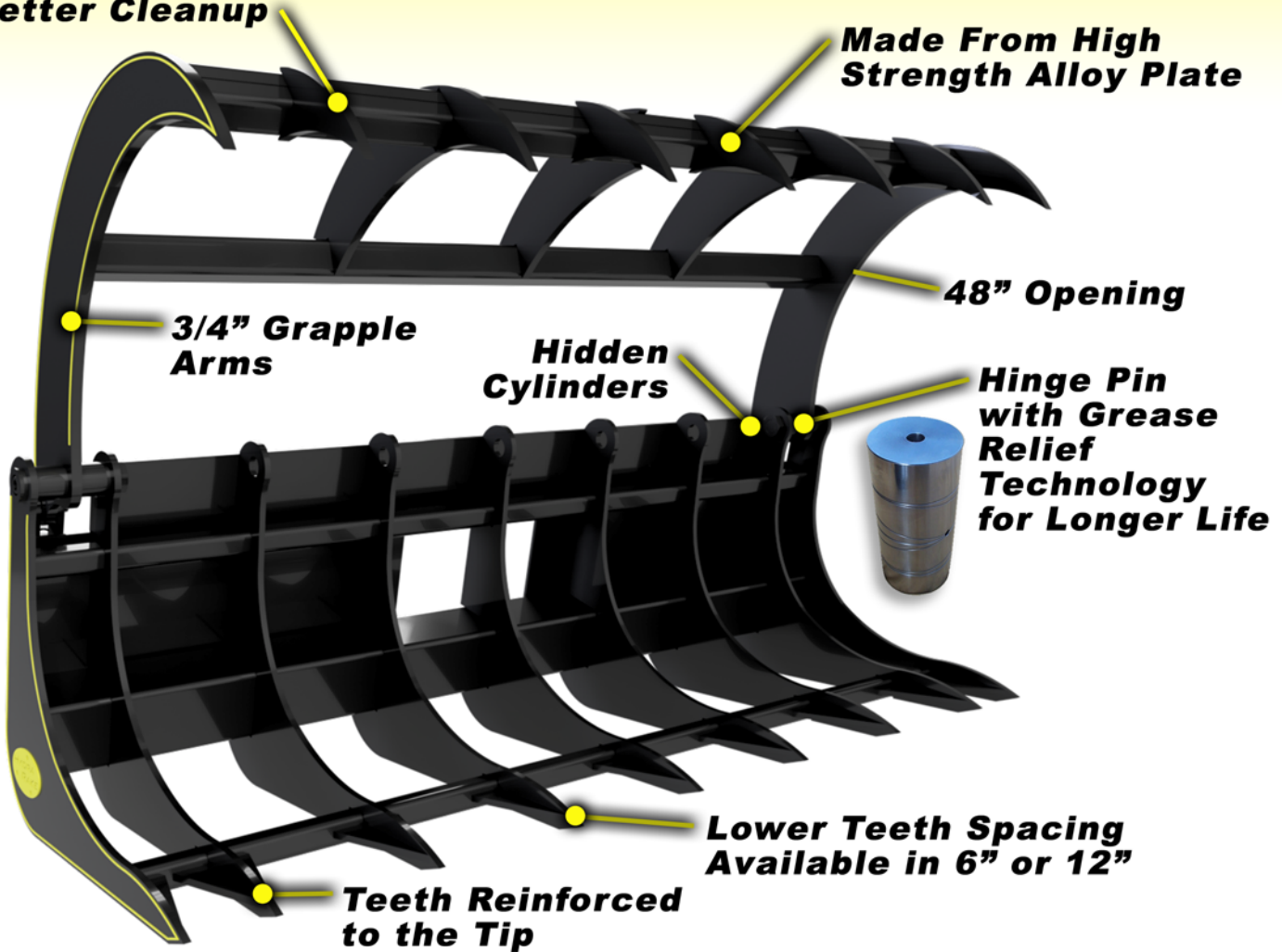
Extreme Series Brush Rake

Available in 6" and 12" Teeth Centers



**Solid Top Design
Allows Back Dragging
for Better Cleanup**

**Made From High
Strength Alloy Plate**



Specifications and Options

Model	Description	Dimensions	Weight	Teeth Width Options
HR6	Hydra Rake 6'	42"x 72"x 34"	1000-1150lbs	6" or 12"
HR7	Hydra Rake 7'	42"x 84"x 34"	1150-1350lbs	6" or 12"
HR8	Hydra Rake 8'	42"x 96"x 34"	1300-1550lbs	6" or 12"

www.treeshear.com

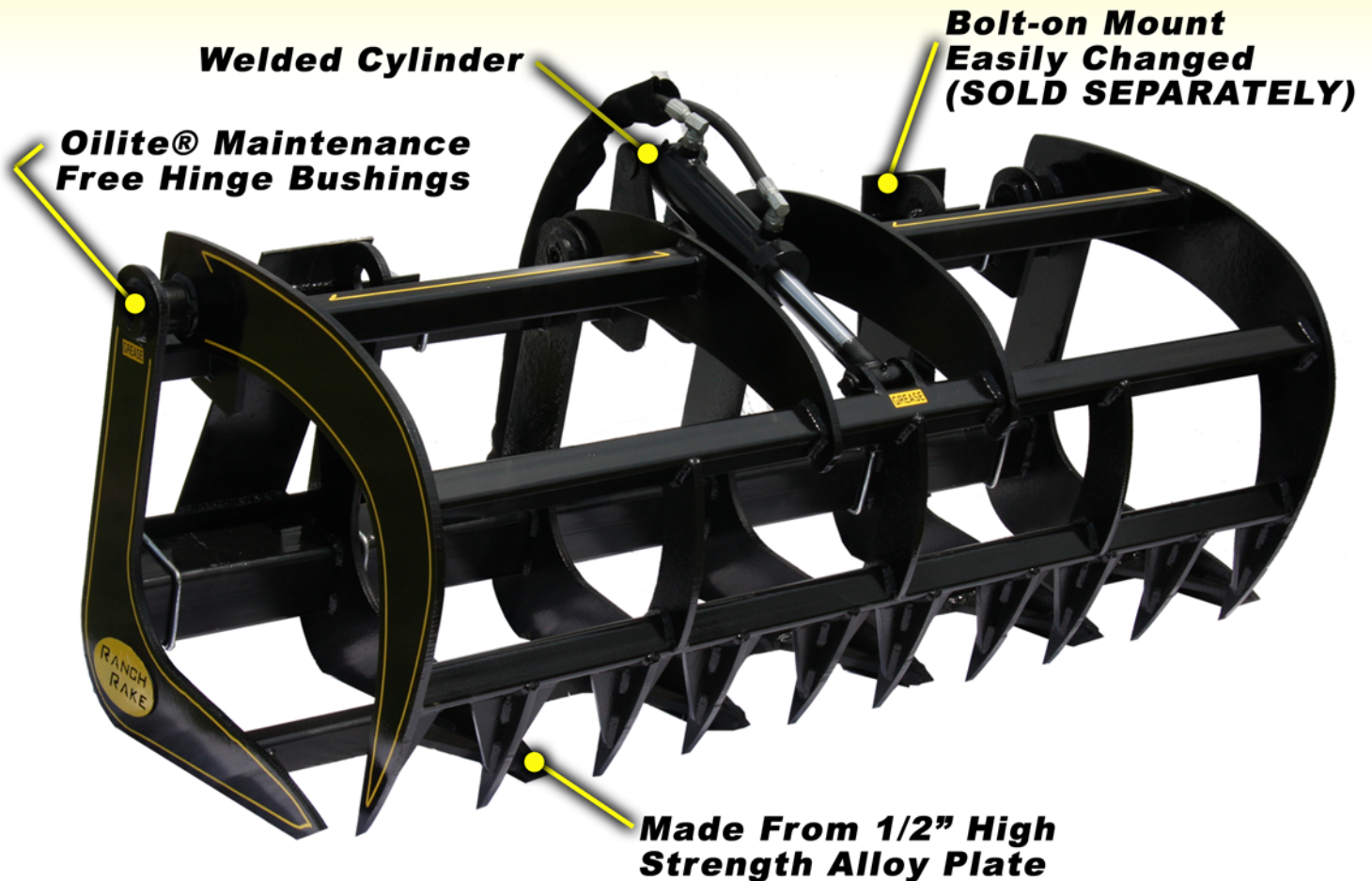
620-251-8500

Ranch Rake

Compact Tractor Grapple Rake

Designed for 50HP and Down Loaders

3', 4' and 5' Widths Available



Specifications and Options

Model	Description	Dimensions	Weight	Bore/Shaft/Stroke
RR3	Ranch Rake 3'	44"x 36"x 33"	300lbs	2.5"x 1.5"x 6"
RR4	Ranch Rake 4'	44"x 48"x 33"	375lbs	2.5"x 1.5"x 6"
RR5	Ranch Rake 5'	44"x 60"x 33"	450lbs	2.5"x 1.5"x 6"

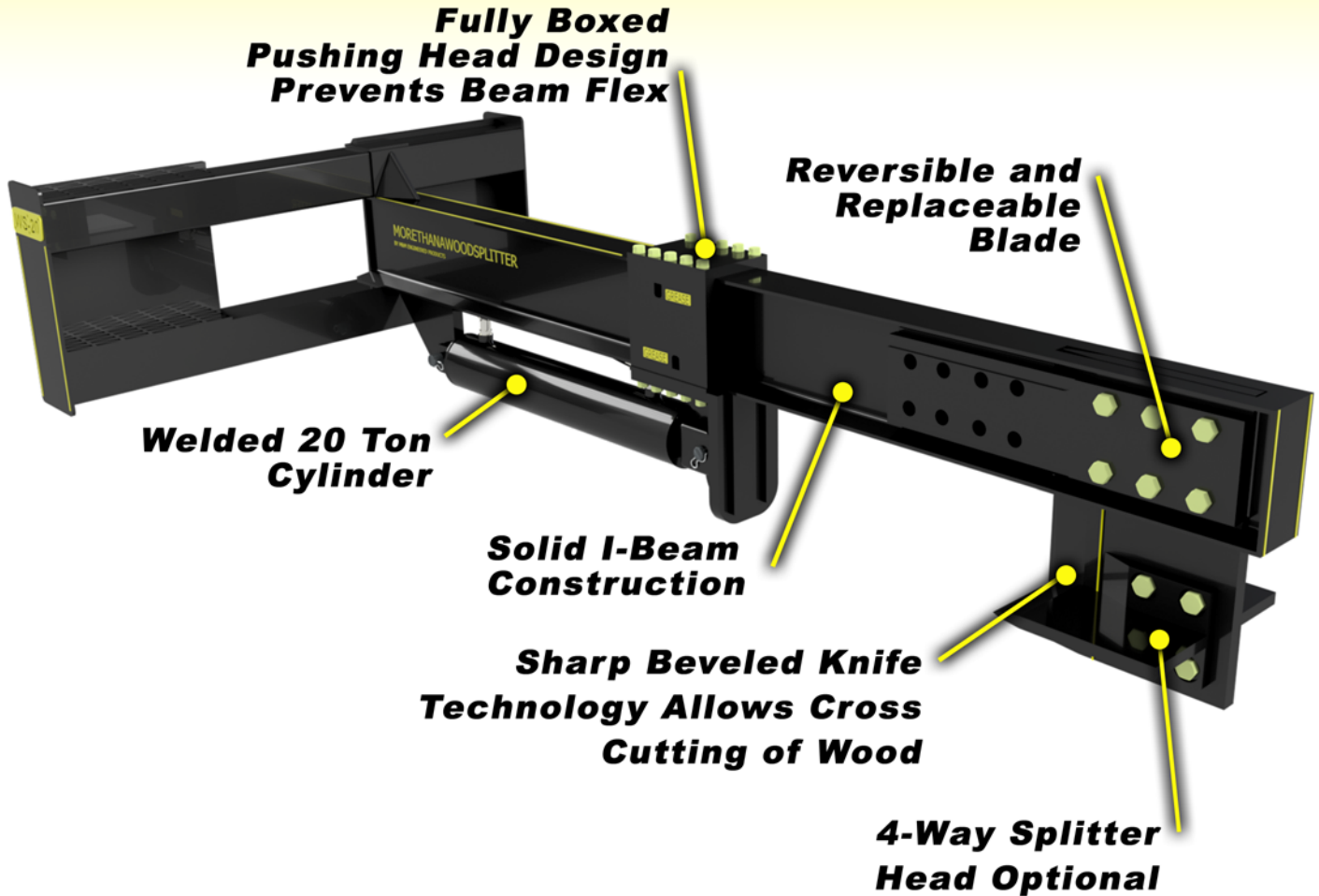
www.treeshear.com

620-251-8500

Morethanawoodsplitter

Trims, Cuts and Splits

24" and 36" Models Available



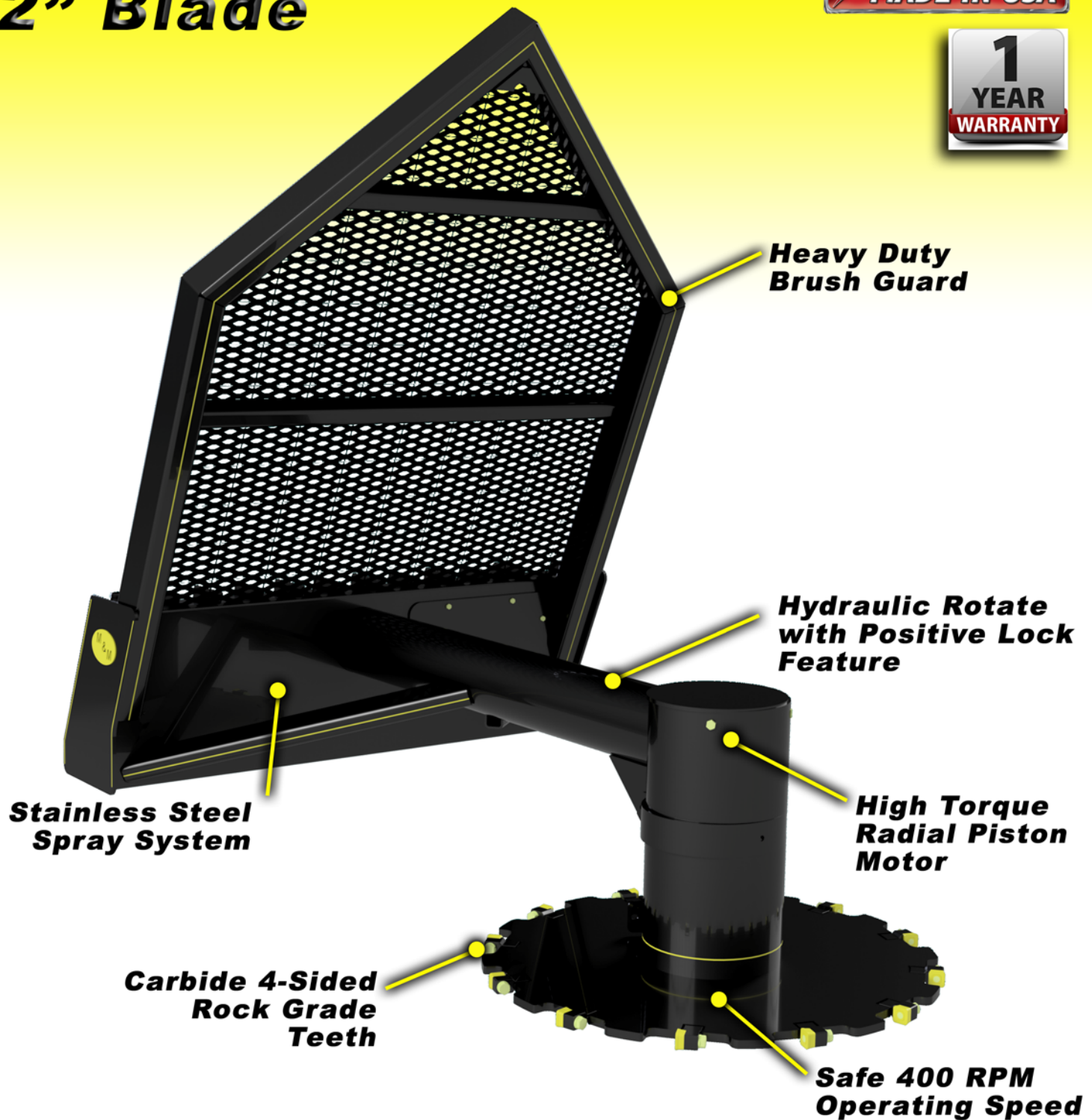
Specifications and Options

Model	Description	Dimensions	Weight	Bore/Shaft/Stroke
WS-20-24	24" Woodsplitter	89"x 45.5"x 18"	575lbs	4"x 2"x 24"
WS-20-36	36" Woodsplitter	113"x 45.5"x 18"	650lbs	4"x 2"x 36"
WS-20-4WAY	4-Way Option	9"x 9"x 12"	25lbs	N/A

www.treeshear.com

620-251-8500

Hydra Saw 42" Blade



Specifications and Options

Model	Description	Dimensions	Weight	Flow Requirement
WS42	Hydra Saw	98" x 61" x 86"	1750lbs	30-45 GPM

www.treeshear.com

620-251-8500

Electrical Wiring



2-EZ Controller

- Controls 2 Circuits
- Converts 7-Pin Bobcat® Signals into usable 12 volt power
- Plug and Play Technology
- Momentary and Latching Functionality



4-EZ Controller

- Controls 4 Circuits
- Converts 7-Pin Bobcat® Signals into 14 pin usable 12 volt power
- Utilizes factory buttons in the skid steer handles
- Momentary and Latching Functionality
- Inline design with popular 14 pin connector



Wiring Kits/Adapters Available for:

- Custom Configurations
- Standard 14-Pin Connectors
- Joystick Mounted Switches
- All Skid Steer Models



Contact us for any wiring needs. Wiring for any loader is available.



Cut it, Move it, Pile it

Tree Cutting Equipment Since 2002

Contact Information

M&M Engineered Products LLC
 407 North Cline Road
 Coffeyville, KS 67337

Phone: 620-251-8500
 Fax: 620-251-8504
 email: info@treeshear.com
 website: www.treeshear.com
 facebook: M&M Engineered Products



About Us

M&M Engineered Products LLC is a family owned and operated manufacturing business which specializes in pasture reclamation tools. Established in 2002, M&M has over 25 years combined experience in designing and building the very best tools for removing unwanted trees. With over 18,000 sq.ft. of facility, M&M can meet and exceed all customer needs. Call us for any custom project you have in mind.



Dealer Information



Nationwide Dealer Network